

Announcing new enhancements to *IntelliConnect*[®]

Access the information you need with greater speed and efficiency

IntelliConnect has been enhanced with new features designed to accommodate your workflow:

- Tools for navigating search results
- Search functions for refining search results more precisely
- Sub-levels on the browse tree can be closed with a single click
- An icon indicates when a search result has been saved

To take advantage of these new features and more, attend a complimentary training session. For a calendar of classes, go to <http://business.cch.com/legalprotraining>. You'll also find links for IntelliConnect training and other resources at <http://business.cch.com/training>.

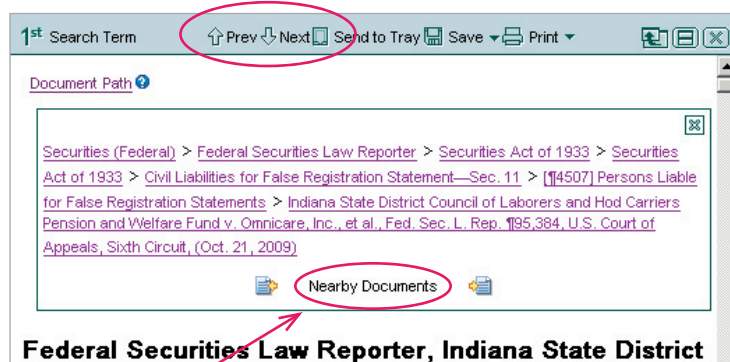
Document Navigation

IntelliConnect's document navigation system has been enhanced with three important additions.

The new **Previous/Next** buttons enable you to move from one search result to another without having to click each separate search result link.

The **Nearby Documents** button lets you move to the next document within the same source publication. This is important since a nearby document may not be a result of your search, yet in reviewing a specific result, you may wish to continue forward within the same source. Nearby Documents lets you do that.

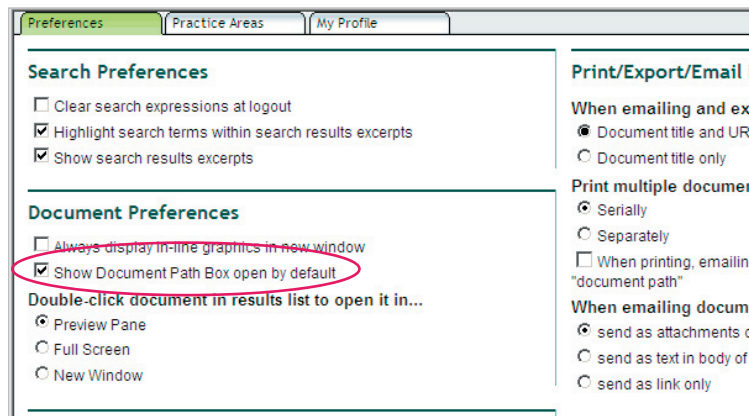
Click **Next** or **Previous** to move from result to result



Federal Securities Law Reporter, Indiana State District

Click **Nearby Documents** to move to the next document within the same publication

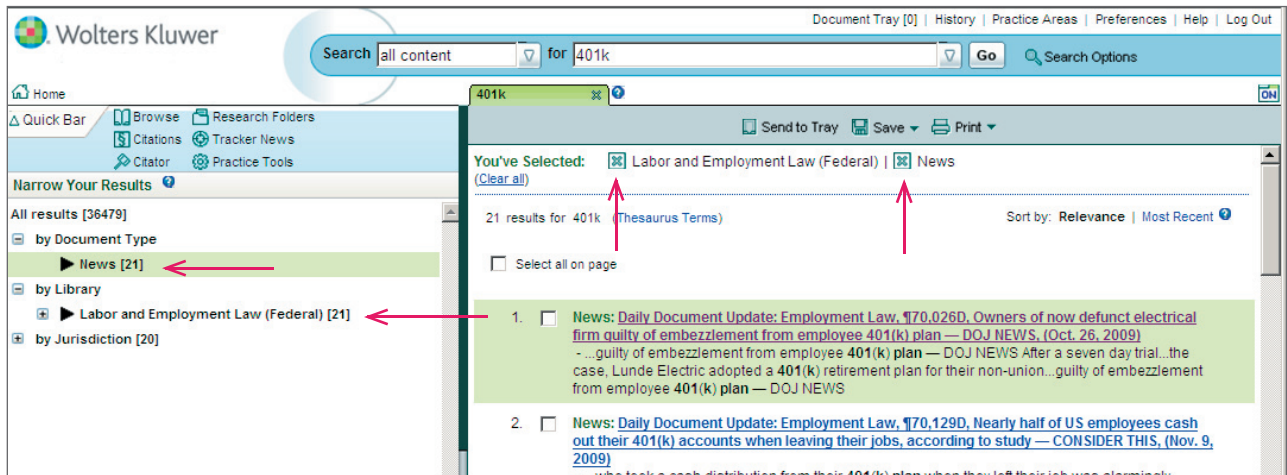
Show Document Path enables you to keep the document path open by default—so you can always see at a glance where you are in IntelliConnect's organizational hierarchy. Of course, you can also close the path.



Cross Filters

Refine search results more precisely

IntelliConnect's new cross-filtering functionality enables you to refine results by document type and by library. This new function helps you pinpoint results with greater accuracy from the start.

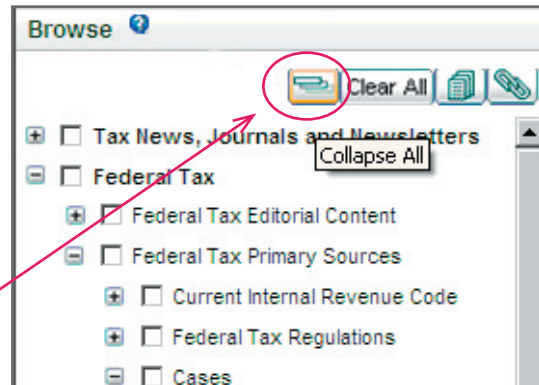


Close all Menu Sub-Levels in Browse Tree

IntelliConnect's popular browse tree feature now also includes a new enhancement designed to simplify the search process. When using the browse tree to execute searches, you often need to open numerous levels and sub-levels, causing the tree to lengthen considerably.

You can click on the new **Collapse All** icon, and the browse tree will reset to its standard start position. (Use the Clear All icon to remove all targets and check marks from the browse tree.)

Click the **Collapse All** icon to reset the browse tree to its standard start position



Research Folder Indicator

Confirmation that a search result has been saved

The new Research Folder icon appears next to the document path link to show when a specific search result has been added to a research folder.

You avoid duplication of effort by seeing what has already been saved.

Click the icon to open research folders

